



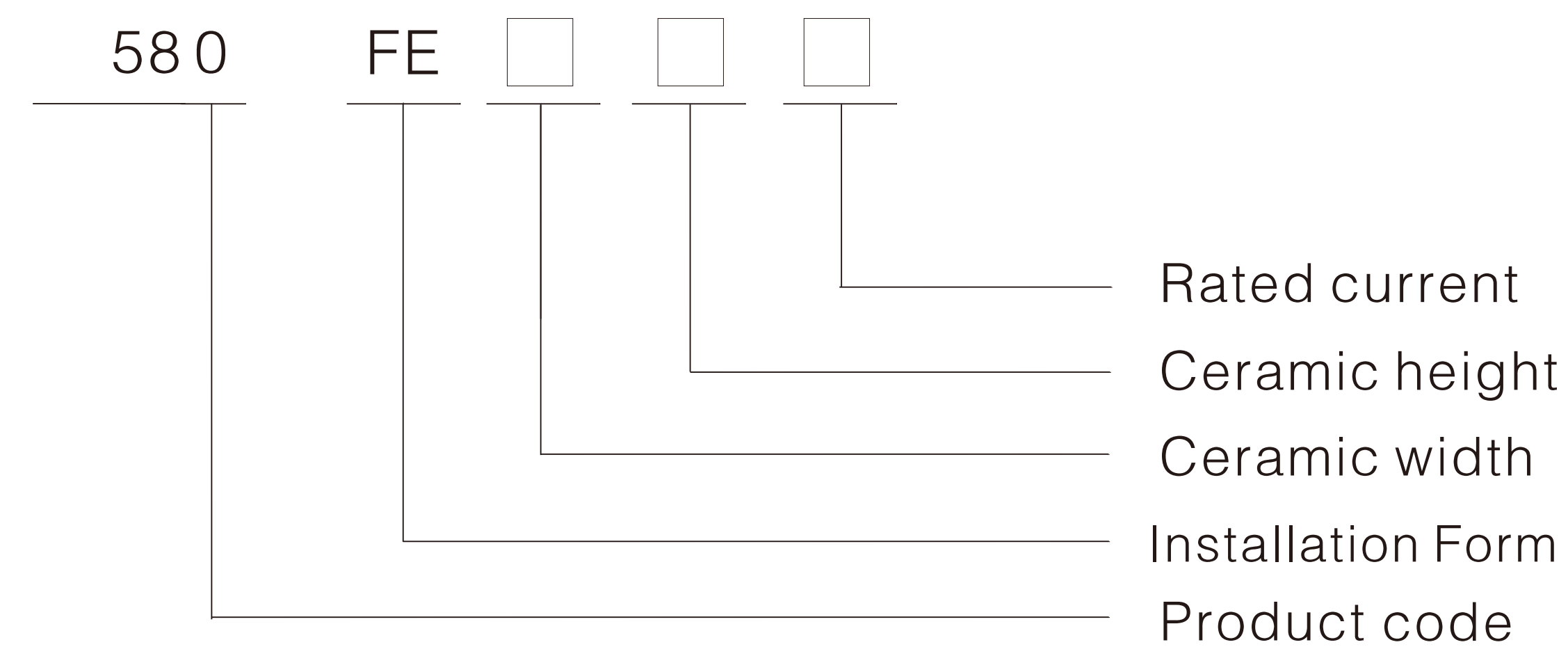
Square Bolted Type AC/DC Fast Fuse

Construction Feature

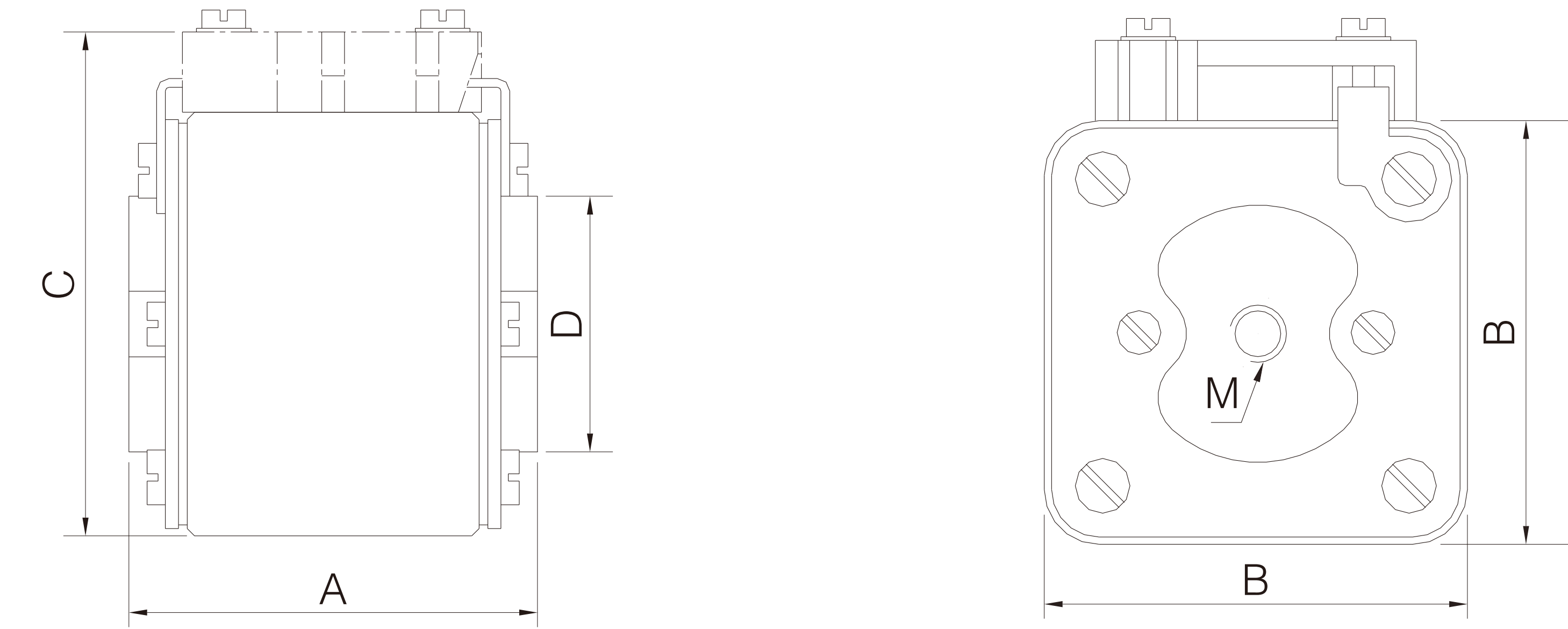
The fusing element of this series fuse is made by pure silver with purity of 99.99%, and hermetically assembled in fuse tube made from high-strength porcelain in 95% of AL₂O₃, and the fuse tube is filled with chemically treated high-purity quartz sands as arc-extinguishing medium; contact surface is by silver-plating; the both ends of the fuse body are connected with the copper contacts hardly by spot welding.



Model description

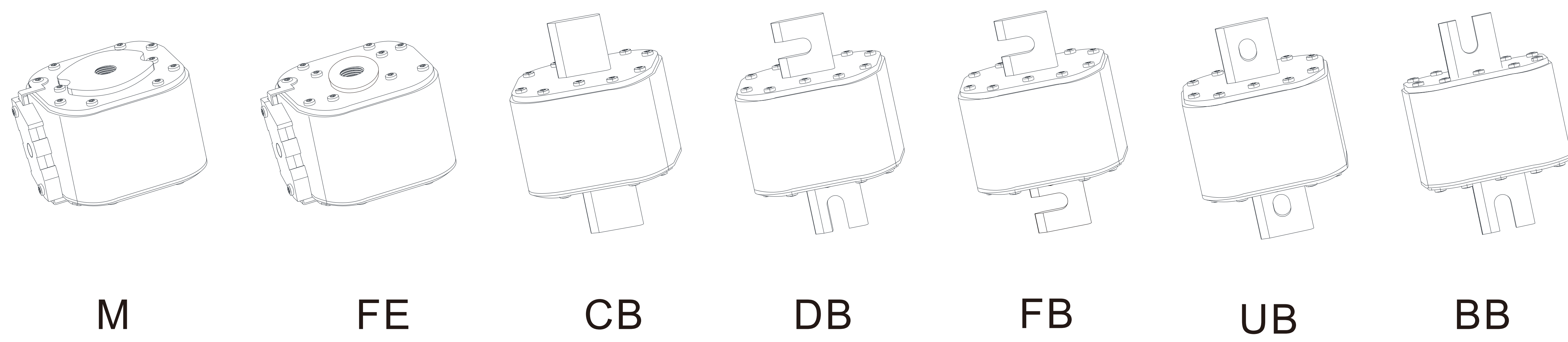


Basic Data



Size	Rated Voltage (V)	Rated Current (A)	Rated IR AC (KA)	Rated IR DC (KA)	Dimension (mm)					
					A	B	C	D	MxH	
0	250	10-630	120	100	56	43	60	24	2XM8X10	
	500	50-400	100	80						
	690									
	800									
	1000	50-350	50	50						
	1250									
1500	50-315	50	50							
1	250	10-700	120	100	56	52	64	24	2XM8X10	
	500	50-630	100	80						
	690									
	800									
	1000	50-400	50	50						
	1250									
1500	50-400	50	50							
2	250	400-800	120	100	56	58	70	30	2XM10X10	
	500		100	80						
	690									
	800	400-750	50	50						
	1000									
	1250									
1500	400-750	50	50							
3	250	750-1600	120	100	56	72	84	40	2XM10X10	
	500		100	80						
	690									
	800		700-1250	100						80
	1000									
	1250									
1500	700-1250	100	80							
4	500	1000-2000	120	100	60	75	88	45	2XM12X12	
	690		100	80						
	800									
	1000	1000-1800	100	80						
5	500	1500-2200	100	80	60	85	97	53	2XM12X12	
	690									
	800									
	1000									
6	500	1600-3000	120	100	60	105	117	70	2XM16X14	
	690	1600-2500	100	80						
	800									
	1000	1250-2500	100	80						
7	500	2300-3600	120	100	60	120	132	84	2XM16X14	
	690		100	80						
	800									
	1000	2300-3200	100	80						
	1250									
	1500									50

Installation Form



Ceramic Specification

